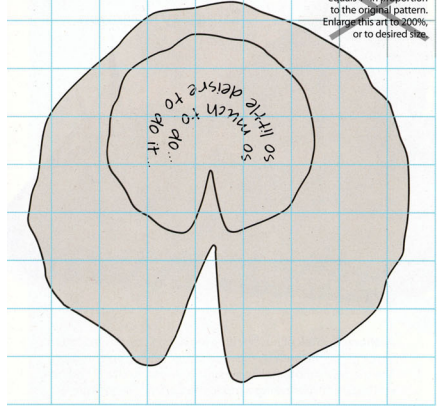
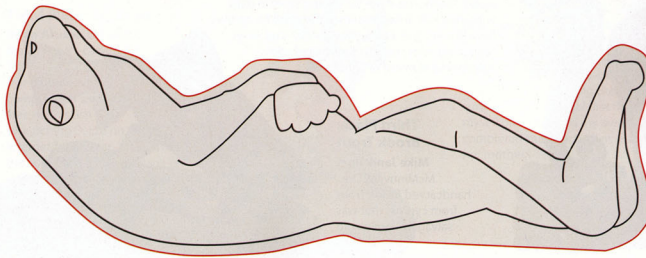
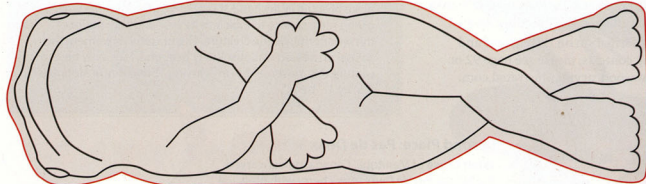


**Laid-back frog patterns**



For a small frog each block is 1/4 inch  
 Each block of this grid equals 1/4" in proportion to the original pattern. Enlarge this art to 200% or to desired size.




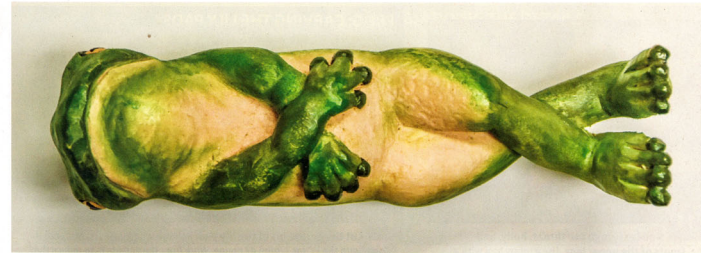

© 2016 Woodcarving Illustrated

**materials & tools**

- MATERIALS:**
- Basswood, 2" (51mm) thick; frog, 3" x 7 1/4" (76mm x 184mm)
  - Basswood, 1" (25mm) thick: small lily pad, 4 1/2" (114mm) square; large lily pad, 8" (203mm) square
  - Finishing nail: 1 1/2" (38mm) long
  - Sandpaper, such as Abranet: 80, 320 grits
  - Stain, such as Minwax natural #209
  - Acrylic paint, such as Jo Sonja: warm white, flesh, black, yellow, green, pine green, sap green, titanium white; such as Chroma: golden glow

- Brown paper bag
  - Finish, such as Deft satin spray
- TOOLS:**
- Knives: rough-out, detail
  - #7 gouge: 1/4" (6mm), 1/2" (or 12mm)
  - #9 gouge: 3/8" (10mm)
  - V-tool, 60°: 1/4" (2mm), 3/4" (6mm)
  - Punch: 1/2" (13mm) dia.
  - Calipers
  - Pliers
  - Paintbrushes
  - Rotary tool with bit: 1/4" (3mm) ball-shaped diamond

The author used these products for the project. Substitute your choice of brands, tools, and materials as desired.



Jack Prosello and his wife, Elaine, are retired and live in West Kelowna, B.C., Canada, but winter in Mesa, Ariz. They are both active members of the Arizona Wood Carvers and the Grand Canyon Carvers. In August each year they cohost the Okanagan Carvers Retreat.